

Peacock Crafts Tutorial: Starry Night Owls Mobile Design

This cut out guide is for the 'starry night owl mobile tutorial' on peacockcrafts.co.uk

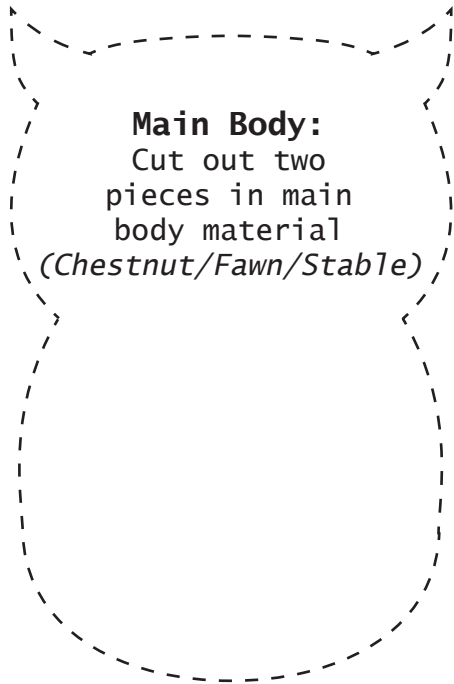
a website choc full of ideas and inspiration for a unique handmade life.

Cut out one set of these cut-outs per owl



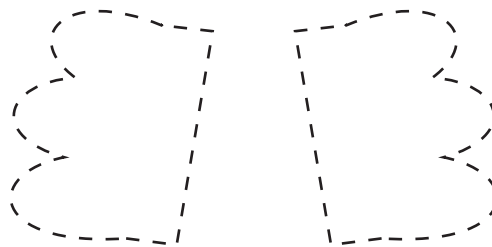
Tail Piece:

Cut out one piece in main body material
(Chestnut/Fawn/Stable)



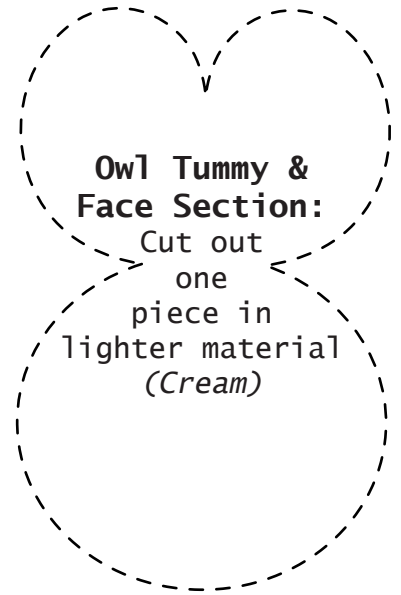
Main Body:

Cut out two pieces in main body material
(Chestnut/Fawn/Stable)



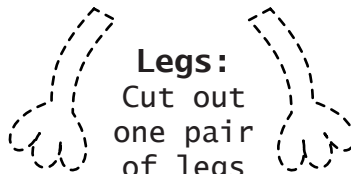
Wings:

Cut out two pairs of wings in main body material
(Chestnut/Fawn/Stable)



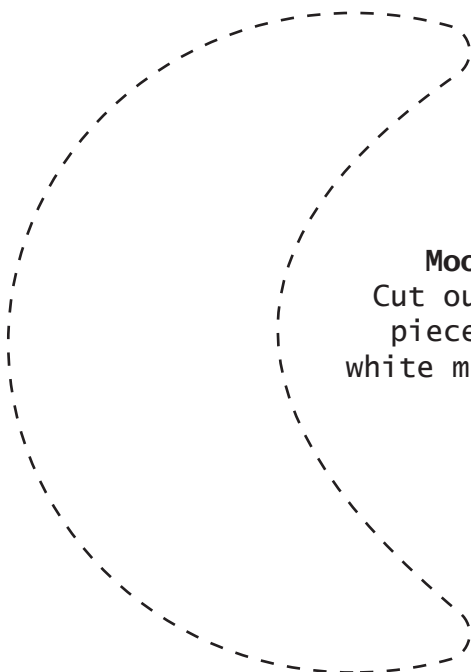
Owl Tummy & Face Section:

Cut out one piece in lighter material
(Cream)



Legs:

Cut out one pair of legs per bird
(Dahlia)



Moon:

Cut out two pieces in white material



Star:

Cut out two pieces in white material per star